

Project Requirements v1.4

May 3, 2017

I. Revision Signatures

The following asserts that all team members have read the document and assert that the information contained within this document is complete and correct.

Name	Signature	Date
James Stewart		
Quang Nguyen		
Michael Giba		
Thaddeus Rix		
Son Nguyen		

II. Revision History

All revision history of this document is listed below.

Version	Changes	Date Modified
Version 1.0	<ul style="list-style-type: none">● Initialized draft	November 3 rd , 2016
Version 1.1	<ul style="list-style-type: none">● Updated use case● Changed logo	November 16 th , 2016
Version 1.2	<ul style="list-style-type: none">● Updated system architecture	April 18 th , 2017
Version 1.3	<ul style="list-style-type: none">● Updated and revised content	April 26 th , 2017
Version 1.4	<ul style="list-style-type: none">● Updated content● Reverted user interface illustrations to prototype form	May 3 rd , 2017

Table of Contents

I. Revision Signatures	i
II. Revision History.....	ii
Table of Contents	iii
1. Introduction.....	1
1.1 Purpose.....	1
1.2 Intended Audience	1
1.3 Scope.....	1
1.4 References	1
1.5 Overview.....	1
2. Overall Description.....	3
2.1 Project Background.....	3
2.2 Product Functional Requirements	3
2.3 Product Non-functional Requirements	3
2.4 User Characteristics	3
2.4.1 Admin	3
2.4.2 Reviewer	4
2.4.3 Submitter.....	4
2.4.4 Viewer.....	4
2.5 Assumptions and Dependencies	4
3. System Architecture.....	5
4. External Interface Requirements.....	6
4.1 User Interface.....	6
4.1.1 Viewer.....	6
4.1.2 Submitter.....	6
4.1.3 Reviewer	6
4.1.4 Admin	6
4.2 Hardware Interfaces	6
4.3 Software Interfaces	6
4.4 Communication Interfaces	7
5. System Functional Requirements	8
5.1 General Requirements.....	8
5.2 Submitter Requirements.....	8
5.3 Viewer Requirements.....	8

5.4 Admin Requirements	8
5.5 Reviewer Requirements	9
5.6 Database Requirements.....	9
6. System Non-functional Requirements	10
6.1 Product Requirements.....	10
6.2 Organizational Requirements.....	10
6.3 External Requirements.....	10
7. Domain Specific Requirements	12
8. Glossary of Terms.....	13
Appendix A: Use Case Models.....	14
Admin	14
Annual Setup.....	15
Request.....	16
Reporting.....	17
Submitter.....	18
Register	19
Login.....	20
Submit.....	21
Submission Update	22
Password Reset	23
Reviewer	24
Login.....	25
Balloting.....	26
Determine Winner.....	27
Password Reset	28
Viewer.....	29
View Posters on SRS Site.....	30
Sort and Filter Submissions	31
Appendix B: User Interface Prototypes	32
SRS Main Page	32
SRS Main Page (2).....	34
SRS Main Page (3).....	35
Footer	36
Login Page	37
Register Page	38

Submitter Portal	39
Poster Workshop Page	40
Poster Instruction Page	41
All Submission Page	42
Winner Page.....	43

1. Introduction

1.1 Purpose

The purpose of this document is to give a detailed description of the requirements for the new SRS submission-review system and website. Included will be system constraints, interfaces, interactions, and user definitions. This document will be created in collaboration with, and approval from, our customers.

1.2 Intended Audience

This document is for reference by the development team after collaborative review of the requirements with the customers. The creation of this document also specifies the scope of this project, helping to guide the development team on what should be accomplished.

1.3 Scope

This project will be designed as a web application. The web application will handle user registration, submissions, department chairs' selection of winners, archiving information from previous years' SRS events, and providing an administration panel that interacts with the database.

The site will be device-agnostic and will provide a user portal for submitters and a portal for reviewers. These interfaces will provide unique sets of functionalities. Coupled with the web application will be an administration panel where select admin users will be authorized to control tasks related to the new year's information, table assignments for posters, report generation, and special requests from users.

Because this product requires the storage of information, a database will be used. The website will communicate with this database to manage a list of faculty members, departments, registered submitters, and archived poster submissions among other data.

1.4 References

Bootstrap Documentation – <http://getbootstrap.com/css/>

Poster Assignment Algorithm – <http://www.geeksforgeeks.org/>

Django Documentation V1.9 – <https://docs.djangoproject.com/en/1.9/>

Django Getting Started – <https://www.djangoproject.com/start/>

Django Daft Templating – <https://docs.djangoproject.com/en/1.9/topics/templates/>

Django Admin Panel – <https://docs.djangoproject.com/en/1.9/ref/contrib/admin/>

1.5 Overview

Section 2 - Overall Description

Section 3 - System Architecture Diagram

Section 4 - External Interface Requirements

Section 5 - System Functional Requirements

Section 6 - System Non-functional Requirements

Section 7 - Domain Specific Requirements

Section 8 - Glossary of Terms

Appendix A - Use Case Models

Appendix B - User Interface Prototypes

2. Overall Description

2.1 Project Background

The Michael and Sally McCracken Student Research Symposium (SRS) is an event at TCU that invites undergraduate and graduate students to showcase their research projects to their colleagues and professors. The projects can be involved in any of the Science and Engineering disciplines at TCU, including interdisciplinary. The students participating will present their research projects inside of the Tucker Technology Center on a predetermined date.

TCU's existing SRS site provides an outdated submission-review system for the SRS, an event growing in popularity. The previous system was mostly a front-end to a manual collection of procedures to receive, review, and present research projects. There is a growing need to make a more robust system that can provide smart interfaces for various users that will allow for secure submitting, voting, and administrating.

The new system would provide a host of automated processes that would facilitate in the managing of the SRS event from year to year. This is possible due to a myriad of free technologies such as Django that will allow for a more seamless experience participating in and managing SRS.

2.2 Product Functional Requirements

The SRS product comes in two parts, the first being the site that the users will interface with and allow for submission and review of the posters in the contest, and the second being the admin panel. The admin panel will help admins' year to year activities maintaining the site and aid in fulfilling special requests from users. Submitters shall have a seamless experience looking up information about the poster or the event they seek, as well as in submitting or updating an abstract, poster, or their personal information. The general viewer shall be able to navigate through the site without confusion, easily find posters, information about SRS, and information about session and location of a poster during the SRS event. Reviewers shall be able to view relevant posters and select the categorical winners of their department.

2.3 Product Non-functional Requirements

The website shall be reliable and not crash with a high volume of users accessing the site. The system shall be able to safely and quickly restart in the case that it does crash. The system shall provide a high level of performance for all users, including the administrator working inside of the admin panel.

2.4 User Characteristics

2.4.1 Admin

An admin will be defined in the admin portal. An admin will have a set of tools to help manage and run the SRS event. He or she will be responsible for year to year setup, as well as tasks related to special requests from reviewers and submitters. An admin will be the only individual authorized to enter

the admin portal. There will be a few types of admins defined by their role in managing SRS. The three identified admins are the Super-admin who has access to all components of the system, the Dean's Office who is responsible for printing name badges and reaching out to invited guests, and the Table Coordinator who is responsible for processing special requests by submitters and assigning the tables to students.

2.4.2 Reviewer

A Reviewer is a department chair as defined in the admin portal. A Reviewer will be an individual responsible for selecting the categorical winners in his or her own department. He or she will have the capability to share ballots with his or her department to get feedback before choosing his or her winners.

2.4.3 Submitter

A submitter will register to submit his or her abstract, poster, and personal information. He or she will be allowed to update any submitted information up to the day of SRS. A submitter will be assigned a position at a table for a given session at which he or she will present his or her poster. A submitter will also be able to submit a special request if he or she needs to present at a certain session or on a certain floor during the SRS event.

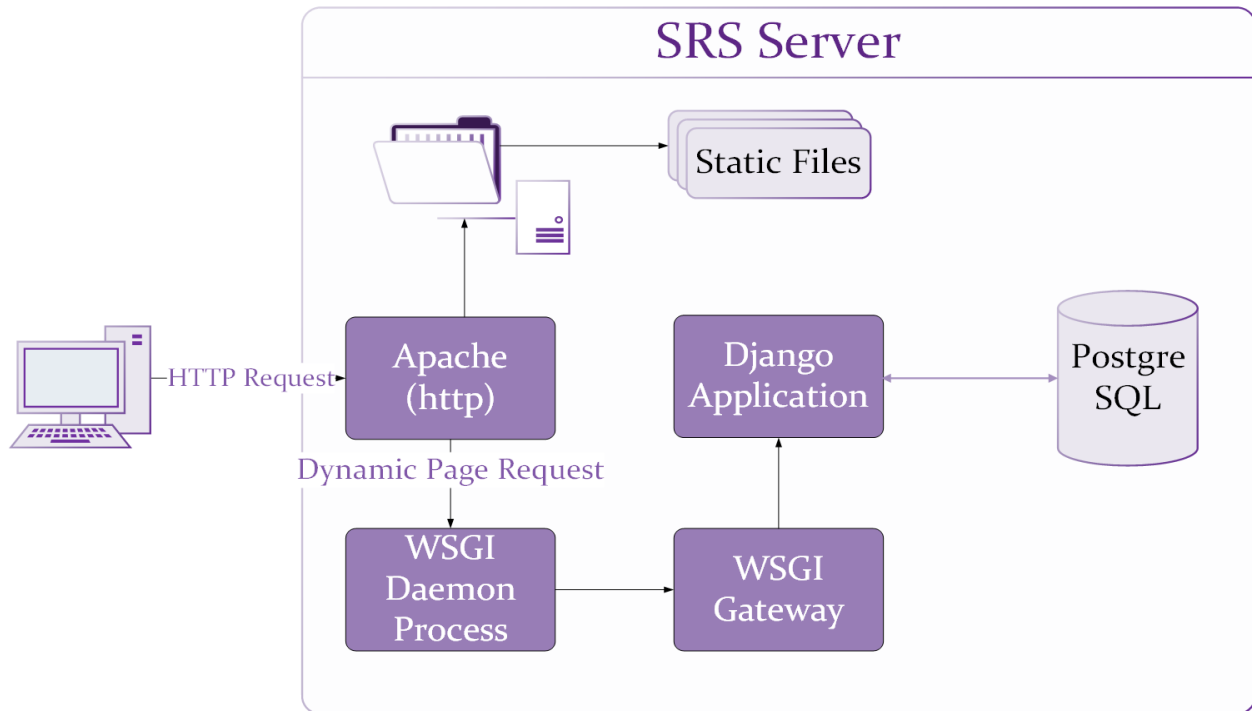
2.4.4 Viewer

A viewer will be a browser of the site. A viewer may use many of the tools on the site, including viewing all the posters of the current year, as well as past years.

2.5 Assumptions and Dependencies

It is assumed that a user will have a device equipped with a web browser and access to the internet. The system is dependent on a user submitting an abstract before a poster can be submitted. The system is dependent on the primary author being a TCU student.

3. System Architecture



4. External Interface Requirements

4.1 User Interface

4.1.1 Viewer

A viewer will simply visit the site and navigate through the different pages where he or she will be able to view information about the SRS event, posters, past winners, keynote speakers, and find the poster, floor, and session of an author.

4.1.2 Submitter

A submitter will have a web interface within which he or she will sign in to submit his or her poster, additional authors, additional advisors, and personal information. In this portal he or she will also be able to update and monitor his or her submitted information.

4.1.3 Reviewer

A Reviewer will be provided an authorized account and credentials with which he or she can sign into the web interface, get ballots for his or her department posters, and select the categorical winners of his or her department.

4.1.4 Admin

An administrator will have access to an admin panel that is separate from the site, and they will have a set of tools to manage the site and process requests from other users such as manage abstracts/posters or reset password of all submission accounts. The admin has the capability to update important information such as important dates related to SRS events, SRS committee members' information, and department chairs' information. Finally, the admin should be able to generate different types of reports (such as booklet, name badges) to support the SRS events.

4.2 Hardware Interfaces

There are no hardware interfaces.

4.3 Software Interfaces

The website should provide a satisfactory user experience and be mobile friendly. The website, hosted on TCU server, will interface with a database, providing updated information about SRS events, abstracts, posters, winners, etc.

4.4 Communication Interfaces

The entire system is reliant on several key communication interfaces. The website is connected to the internet through a reverse proxy server, so it is important that these three components are operational. The site is connected to a Django backend that is then connected to a database which will contain much of the information that is displayed or collected by the site.

5. System Functional Requirements

5.1 General Requirements

- The system shall allow all internet users to view the SRS website.
- The system shall not allow unauthenticated users to submit an abstract or poster or choose a winner.

5.2 Submitter Requirements

- The system shall allow a submitter to register or log in to their account.
- The system shall generate poster IDs that are derivative of the department, year, and a random number.
- The system shall require a submitter to submit an abstract before allowing the submission of a poster.
- The system shall allow a submitter to submit their abstract, poster, or personal information.
- The system shall allow a submitter to update their abstract, poster, or personal information.
- The system shall allow a submitter to change or reset their password.
- The system shall not allow a submitter to submit any abstract, poster, or personal information after dates set by the admin.

5.3 Viewer Requirements

- The system shall allow a viewer to view all submitted posters from the current year and years past.
- The system shall allow a viewer to filter posters based on a set of criteria such as year, author, advisor, department, and classification.
- The system shall allow a viewer to find the location and session of an author's presentation during the SRS event.
- The system shall allow a viewer to browse the site and view details about the SRS including important dates, keynote speaker information, background history, poster instructions, and poster support.

5.4 Admin Requirements

- The system shall allow an admin to log in to the admin panel, using a username and password they define for themselves.
- The system shall allow an admin to update the new year's information on the site with new pictures, keynote speaker information, and important dates.
- The system shall allow an admin to manage abstracts, posters, and accounts in case they need to be edited or deleted.
- The system shall allow an admin to manage the table assignments after they have been generated.
- The system shall allow an admin to generate the booklet and name badges.
- The system shall allow an admin to issue ballots to Reviewers.

- The system shall allow an admin to archive the current site to reflect a past year and to invoke a new year's site.
- The system shall allow an admin to set deadlines after which a submitter cannot submit an abstract.
- The system shall allow an admin to set deadlines after which submitted posters will not be eligible to be judged by the department.

5.5 Reviewer Requirements

- The system shall allow a Reviewer to log in to their Reviewer interface on the site using a username and password the admin generates for them.
- The system shall allow a Reviewer to determine the winners of each category in their respective department.
- The system shall allow a Reviewer to download ballots from the Reviewer interface.
- The system shall allow a Reviewer to reset their password.

5.6 Database Requirements

- The database shall store necessary information such as submission accounts' information, important dates, and table information during submission period and SRS events.
- The database shall archive all abstracts, posters, and speakers' information for future retrieval of data.
- The database shall run concurrently with the web server and interact with web server seamlessly, providing any data needed.

6. System Non-functional Requirements

6.1 Product Requirements

- Performance Requirements
 - The system shall allow for a high number of users interfacing with the site and its tools.
 - The system shall be available as a web interface on any device with internet and web browser access.
- Dependability
 - The system shall target a poster by its ID or an author by his or her name in the search bar within poster view page on the SRS website.
 - The system shall be updated to newer versions as needed while remaining backwards compatible.
- Security
 - The system shall be highly reliable with the use of Apache which will make sure all killed processes are restarted.
 - The system shall not lose any data in the case that it crashes.
 - The system shall not corrupt any data in the case that it crashes.
 - The system shall not leak out users' credentials.
- Usability
 - The system shall be easily navigated and used by a site visitor.
 - The system shall be understood by a submitter after about a minute of browsing the site information and signing into their account.
 - The system shall be understood by a Reviewer within 10 seconds of browsing the site and signing into their account.
 - The system shall be understood by an admin after about a minute of viewing and navigating through the admin panel.
 - The system shall be easy to use for all user types with simple navigation and a shallow sitemap.

6.2 Organizational Requirements

- Environmental Requirements
 - The web server and database of the system shall work well with TCU networking infrastructure.
- Operational Requirements
 - The system shall not require day to day maintenance by a developer.
 - The system shall not require updates to Django or any of its other software dependencies.
 - The system shall be able to be ported over to a new server in less than a day's effort in the case that this must be done.

6.3 External Requirements

- Legal

- The system shall not provide nor be responsible for any legal protection of authors' posters.
 - The system shall protect information of users within its database from outsiders.
- Safety
 - The system shall be protected from hacking.
- Ethical
 - The system shall allow a Reviewer to choose a poster he or she is the department chair for as the winner of a category in their department.

7. Domain Specific Requirements

- The review system shall be dependent on printed out ballots that each department will share to poll with.

8. Glossary of Terms

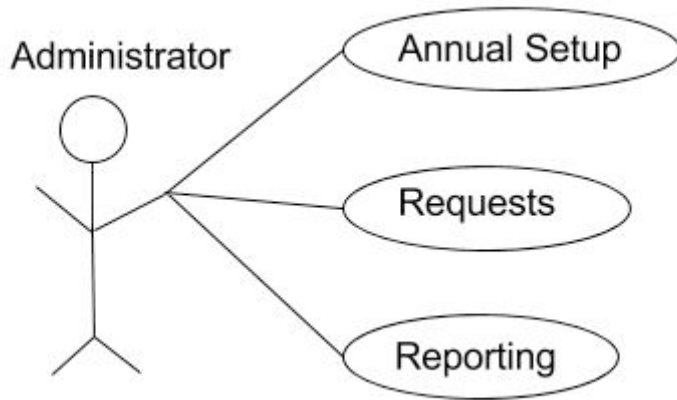
Django - Django is a high-level Python web framework that encourages rapid development and a clean pragmatic design.

Apache - A free, open-source, high-performance HTTP server and reverse proxy, as well as an IMAP/POP3 proxy server. It provides load-balancing, security controls, and other monitoring tools.

Slack – A collaboration tool that allows for instant messaging, file sharing, and customizable plug-ins.

Appendix A: Use Case Models

Admin



Annual Setup

Use Case Name	Annual Setup
Description	Administrator setup of site data which occurs annually
Actor	Administrator
Data	Up-to-date list of Departments, up-to-date list of Department/Committee Chairs, site text, Table Layout photographs, Table Layout numbering schema, student account data (in database tables)
Preconditions	Must have Administrator login information and access to the Django admin panel
Triggers	Select the Annual Management tab on the Django admin panel
Course of Events	<p>Login with Administrator information</p> <p>If Department tool is selected</p> <p>Modify departments as needed</p> <p>Else if the Department or Committee Chair Member tool is selected</p> <p>Create, Update, or Delete Department/Committee Chair members as needed</p> <p>Else if a site text field is selected</p> <p>Select the appropriate field to modify (Speaker, Important Dates, Contacts, etc...)</p> <p>Modify the fields as needed to reflect current data</p> <p>Else if Update Table Schema is selected</p> <p>If updating the Table Layout photographs</p> <p>Select the submit new layout option</p> <p>If updating the Table Layout numbering schema</p> <p>Input the most recent numbering schema that is reflected by the Table Layout Photographs</p>
Exceptions	If server is down the site cannot be accessed
Post Conditions	The site shall reflect the changes made by the Administrator during the management session

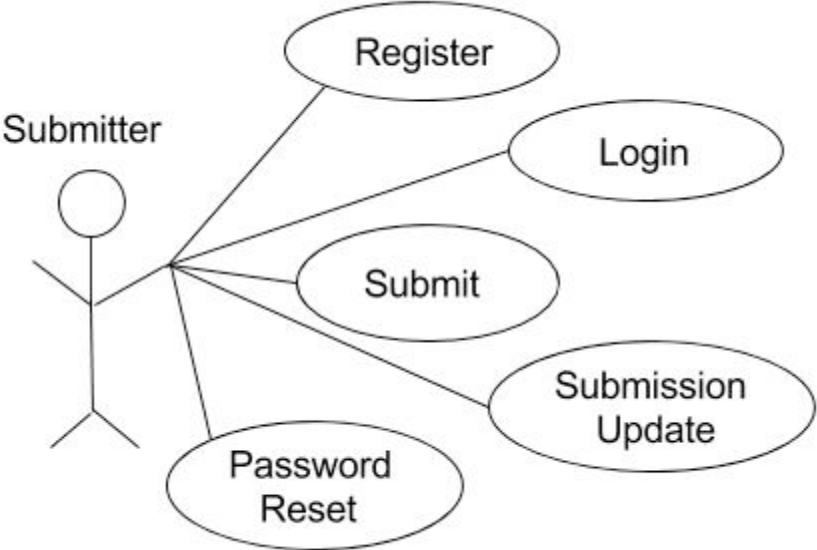
Request

Use Case Name:	Requests
Description	Administrator management of requests
Actor	Administrator
Data	User account information, abstracts, posters, table assignments, ballot issuance
Preconditions	Must have Administrator login information and access to the Django admin panel If issuing ballots, the hard poster submission deadline must have passed
Triggers	Select the Requests tab on the Django admin panel
Course of Events	Log in with Administrator information If Account Management is selected Select between account creation, updates, or deletion Else if Submission Management is selected Select between Abstracts or Posters Choose whether to Create, Update, or Delete the previously selected submission type Modify submission data as needed Else if Manage Table Assignments is selected Select the appropriate table to modify Add or remove table assignments as needed Else if Issue Ballots is selected Choose among the departments to send ballots to Use the tool to modify that department's ballot if needed Select 'Issue Ballots'
Exceptions	If server is down the site cannot be accessed
Post Conditions	If change table assignments, the site shall reflect the changes made by the Administrator during the management session If change an account information (password, abstract, poster, ...), change should be save into database If issue ballots, create a PDF file that have all posters of the department

Reporting

Use Case Name:	Reporting
Description	Administrator management of data reporting through the System
Actor	Administrator
Data	Booklet information, Author, Chair, and Adviser name badge information, SRS Winner data
Preconditions	Must have Administrator login information and access to the Django admin panel
Triggers	Select the Reporting tab on the Django admin panel
Course of Events	<p>Login with Administrator information</p> <p>If Generate Booklet is selected,</p> <p>Gather information from database and generate the SRS booklet</p> <p>Open the booklet as .pdf in separate window</p> <p>Else if Name Badge Creation is selected</p> <p>Gather information from database and generate name badges</p> <p>Open the name badges as a downloadable CSV file in separate window</p> <p>Else if View Winners is selected</p> <p>Display the winner results from the current year in printable format</p>
Exceptions	<p>If server is down the site cannot be accessed</p> <p>If the Reviewers have not determined their winners, the View Winners option will yeild no results</p>
Post Conditions	

Submitter



Register

Use Case Name:	Register
Description	Registration interface for first-time submitters in the current SRS event
Actor	Submitter
Data	Author, Co-Author, and Faculty Adviser names and emails, Abstract information
Preconditions	Must have a ...@tcu.edu email address
Triggers	Select the Login/Register button from the Author tab on the home page
Course of Events	Select "Register a new account" Fill out the form which requires a primary author with a @tcu.edu email, co-authors' names and emails, faculty advisors names and emails, Poster title, classification (undergraduate or graduate), department, and abstract Select "Submit"
Exceptions	If the Primary Author's and Primary Author email address are not a ...@tcu.edu email, the window will prompt an error message If any of the Abstract, Faculty Advisor, Poster title, Classification, or Department fields are left empty, the window will prompt an error message
Post Conditions	An email is sent to the Primary Author and all Faculty Advisers containing a generated Poster ID and password. Another group of emails is sent to all authors requesting family information

Login

Use Case Name:	Login
Description	Primary login method for the Submitter and Reviewers
Actor	Submitter, Reviewer
Data	Login credentials
Preconditions	Must have Submitter or Reviewer login information and access to the System
Triggers	If Logging in as a Submitter Select the Register/Login button from the Author tab on the homepage Else If Logging in as a Reviewer Select the Reviewer Login button from the Viewer tab on the homepage
Course of Events	If a valid set of credentials is input, access is granted
Exceptions	If the password is forgotten, a reset password option is available
Post Conditions	The Submitter or Reviewer Portal is displayed and populated with current data (if exists)

Submit

Use Case Name:	Submit
Description	Method for Submission of Poster
Actor	Submitter
Data	Poster file, Family Information
Preconditions	Logged in as Submitter - within submitter portal
Triggers	Select "Choose File" for the Poster
Course of Events	Navigate to the file location Select "Submit"
Exceptions	If file is an unacceptable type, return an error message If file was turned in after the poster submissions deadline, set the 'unreviewable' flag
Post Conditions	Poster is added to the database

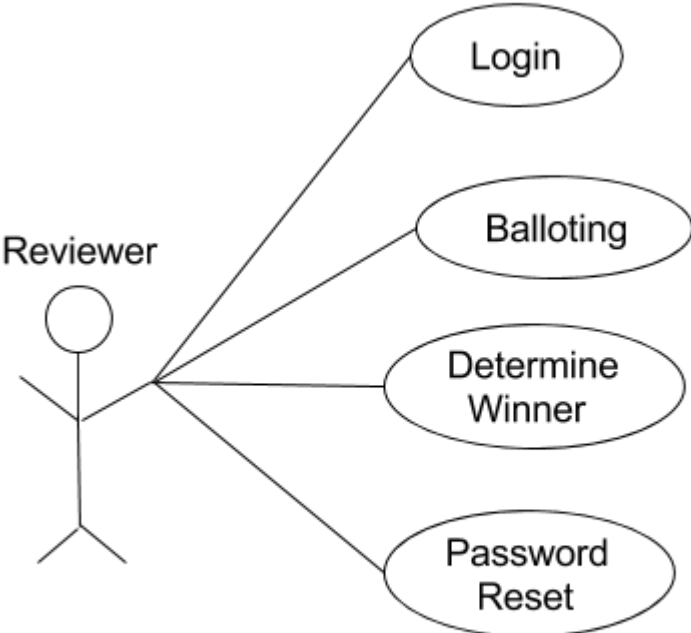
Submission Update

Use Case Name:	Submission Update
Description	Method for Updating of Abstract, Poster, Author, Advisers, and Family Information
Actor	Submitter
Data	Abstract, Poster file, Authors, Advisers, and Family Information
Preconditions	Logged in as Submitter - within submitter portal
Triggers	Once in the portal, select any text field
	<p>If updating Author information Select the associated field and modify as needed Else if removing an author Select the "remove" option to the right of the Author to be removed (not present for primary author) Else if updating Adviser information Select the associated field and modify as needed Else if removing an Adviser Select the "remove" option to the right of the Adviser to be removed (only works as long as one Adviser remains) Else if updating Family Information Select the associated field and modify as needed Else if removing Family Information Select the "remove" option to the right of the Family Member to be removed Else if updating Abstract Select within the Abstract field and modify as needed Else if updating poster Select "Choose File" for the poster Navigate to the new file location Select "Submit"</p>
Course of Events	Select "Save" when finished with all updates
Exceptions	
Post Conditions	Updates made are reflected in the database

Password Reset

Use Case Name:	Password Reset
Description	Password Reset function executable by user
Actor	Submitter, Reviewer
Data	User Account Information
Preconditions	Must be a Submitter or Reviewer with an active account and have access to the email on the account
Triggers	Select the "Forgot Password?" link on login frame
Course of Events	<p>Enter account email address</p> <p>Select "Send Password Reset"</p> <p>If an active account exists with the supplied email address</p> <p>Password reset link is sent to the supplied email address</p> <p>Else</p> <p>Prompt the user that there is no account associated with the supplied email address</p>
Exceptions	If user has forgotten or lost access to the account email, a request can be sent to the Administrator to resolve the issue
Post Conditions	Password must be reset within 24 hours of sending the password reset link

Reviewer



Login

(As described in Submitter Login Section)

Balloting

Use Case Name:	Balloting
Description	Method for the Reviewer to issue ballots to faculty
Actor	Reviewer
Data	List of Poster IDs eligible for judging
Preconditions	Logged in as a Reviewer - within Reviewer portal and Admin has issued ballots to Reviewers
Triggers	Select "Download Ballots"
Course of Events	Send ballots to faculty members
Exceptions	If the Poster ID is flagged as non-competitive due to a late submission, it will not be available to be selected as a winner
Post Conditions	Ballots are collected physically by the Reviewer and then the Reviewer will move on to the 'Determine Winner' use case.

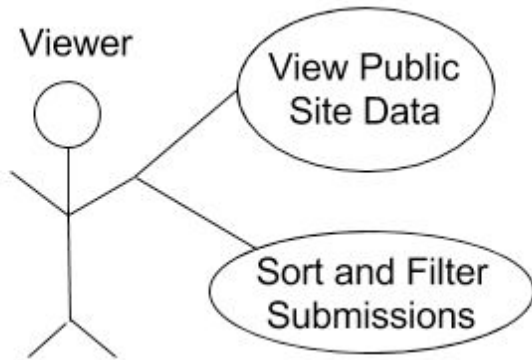
Determine Winner

Use Case Name:	Determine Winner
Description	Method for the Reviewer to input the decided winner into the System
Actor	Reviewer
Data	Poster ID for the winning poster
Preconditions	Logged in as a Reviewer - within Reviewer portal
Triggers	Select "Choose Winner"
Course of Events	<p>Input the Poster ID of the winner</p> <p>Select "Submit"</p> <p>Prompt with the relevant poster information and ask if user is sure</p> <p>If "Yes" is selected</p> <p>Set winner flag on the submitted Poster ID</p> <p>Else</p> <p>Return to the initial "Choose Winner" page; store nothing</p>
Exceptions	If the poster ID is flagged as non-competitive due to a late submission, it will not be available to be selected as a winner
Post Conditions	The submitted Poster ID is flagged as a winner and can then be displayed by the Administrator under "View Winners"

Password Reset

(As described in Submitter Password Reset Section)

Viewer



View Posters on SRS Site


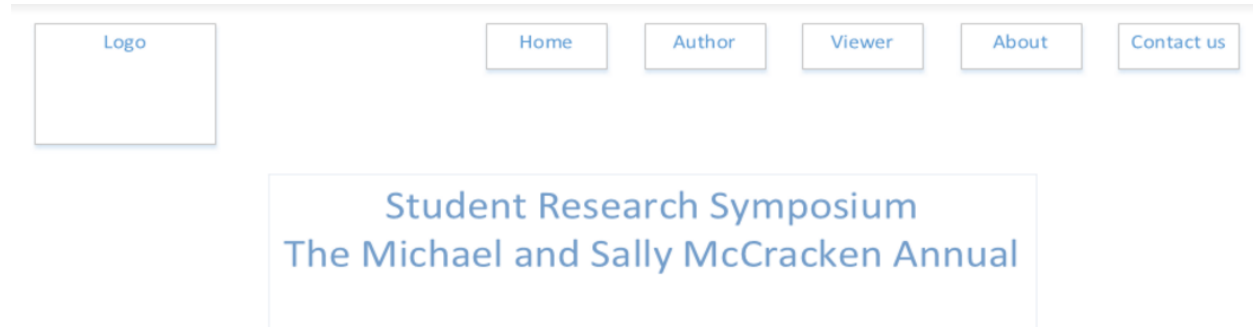
Use Case Name:	View Public Site Data
Description	The site data is visible to all visitors
Actor	Viewer
Data	All public site data
Preconditions	Must have access to SRS website
Triggers	Navigate to the SRS URL
Course of Events	Navigate through any menu publicly available as desired
Exceptions	
Post Conditions	

Sort and Filter Submissions

Use Case Name:	Sort and Filter Submissions
Description	A method for the Viewer to display specific subsets of submissions within the System
Actor	Viewer
Data	All submissions
Preconditions	Must have access to SRS website
Triggers	Select the "Viewer/All Submissions" tab from the top panel
Course of Events	Achieve any permutation of submission information by manipulating the sort and filter parameters
Exceptions	Winners will not be available for the current year until the SRS event and winner presentation ceremony have passed
Post Conditions	

Appendix B: User Interface Prototypes

SRS Main Page



In the wireframe above, Home, Author, Viewer, About and Contact Us are dropdown menus. Following provide more details about these dropdown menus.

- Home:
 - Important Dates – Will bring user to important dates below in main page.
- Author:
 - Register/Login – Will bring the user to the Login page
 - Poster Instruction – Will bring the user to the Poster Instruction page.
 - Poster Support – Will bring the user to the Poster Support page.
- Viewer:
 - All Submissions – Will bring the user to the All Submissions page
 - Winners – Will bring the user to the Winners page
 - Reviewer Login – Will bring the Reviewer to Reviewer Login page
- About:
 - FAQ – Will bring the user to the FAQ document
 - Speakers – Will bring the user to the speaker's list document, including in the past.

- Philosophy Statement – Will bring the user to the Philosophy document
- ReSEaRCh – Will bring the user to the SERC page.
- CSE – Will bring the user to the college of science and engineering page.
- Pictures of SRS events in the past will change every 5 second.

SRS Main Page (2)

The screenshot displays a web page layout for the SRS Main Page (2). It features two main content areas on the left: an 'Introduction' section with a placeholder '<text introducing SRS>' and a 'Submission' section with a placeholder '<Text encouraging reader to take part in the SRS>'. To the right, there is an 'Announcement' sidebar containing a bulleted list of links: 'SRS is a showcase of student research. Plan to get involved', 'Call for Posters', 'Poster Instruction', 'Poster Help', and 'Philosophy Statement'. Below the announcement sidebar is a 'Register' button, which is a small rectangular box with the text 'Register' inside. A small number '1' is positioned to the right of the register button.

Clicking the register button will bring the submitter or the advisor to the register page.

SRS Main Page (3)

Important Dates

- <List of important Dates>
- Poster workshop MM/DD/YYYY
- Abstract submission deadline MM/DD/YYYY

.....

Keynote Speaker

<Information of the speaker>

More Info

2

Clicking the *More Info* button will bring the submitter or the advisor to the speaker's biography page.

Footer

<p>Home Author Viewer About Contact Us</p> <p>1</p>	<p>Get in touch</p> <p>Email: _____</p> <p><Address></p> <p><Phone></p> <p>2</p>	<p>Connect online</p> <p><input type="checkbox"/> G <input type="checkbox"/> F <input type="checkbox"/> F</p> <p>3</p>
<p><copyright statement></p> <p>4</p>		

Login Page

Sign in to your account

Poster ID:

Password:

Not registered yet? [Click here.](#)

This page is the login page for a submitter or an advisor. A submitter or an advisor can type the Poster ID and the Password and then click **Login** to log in.

Register Page

	First Name	Last Name	Email	
Primary Author	<input type="text"/>	<input type="text"/>	<input type="text"/>	Add Author
Faculty Advisor	<input type="text"/>	<input type="text"/>	<input type="text"/>	Add Advisor
Title	<input type="text"/>			
Type	<input type="text"/>			
Judging Department	<input type="text"/>			
Abstract	<div style="border: 1px solid black; padding: 10px; min-height: 80px;"><Description of abstract></div>			
				<div style="border: 1px solid black; padding: 5px 15px; display: inline-block;">Register</div>

This page is the submission registration for abstract. The email field must be TCU email. After filling everything, the user will click the **Register** button and an email having the Poster ID + Password will be sent to the email of the author and the advisor.

Submitter Portal

		First Name	Last Name	Email	Department	
Author	Primary Author	<input type="text"/>	<input type="text"/>	<input type="text"/>	<input type="text"/>	
	Family/Friend	<input type="text"/>	<input type="text"/>	<input type="text"/>		Add/Remove
	Family/Friend	<input type="text"/>	<input type="text"/>	<input type="text"/>		Add/Remove
	Family/Friend	<input type="text"/>	<input type="text"/>	<input type="text"/>		Add/Remove
	<hr/>					
	Primary Author	<input type="text"/>	<input type="text"/>	<input type="text"/>	<input type="text"/>	Add Author
	Family/Friend	<input type="text"/>	<input type="text"/>	<input type="text"/>		Add/Remove
	Family/Friend	<input type="text"/>	<input type="text"/>	<input type="text"/>		Add/Remove
	Advisor	Faculty Advisor	<input type="text"/>	<input type="text"/>	<input type="text"/>	<input type="text"/>
Faculty Advisor		<input type="text"/>	<input type="text"/>	<input type="text"/>	<input type="text"/>	Add/Remove
Poster	Title	<input type="text"/>				
	Type	<input type="text" value="▼"/>				
	Judging Department	<input type="text" value="▼"/>				
	Abstract	<p><text of abstract to edit></p>				
	Poster	<input type="button" value="Choose File"/>				
		<input type="button" value="Save"/>				

This is where a submitter can edit the information of the abstract as well as upload a poster. Click **Choose File** to upload a new poster. When the submitter finishes, he or she can click **View Poster** to review it and click **Save** to save changes.

Poster Instruction Page

Poster Format	POSTER FORMAT
Poster Templates	
SciComm Logo	
Generating the PDF file	
Submitting Your Abstract and Poster	
Printing Your Poster	
	POSTER TEMPLATE
	GENERATING THE PDF FILE
	SUBMITTING YOUR ABSTRACT AND POSTER
	PRINTING YOUR POSTER

Clicking the list on the left side will bring viewers to the part of the page having that information.

All Submission Page

<p>Filter</p> <p>Year <input type="text" value="2016"/></p> <hr/> <p>Department</p> <p><input type="radio"/> Physics</p> <p><input type="radio"/> Computer Science</p> <p>....</p> <hr/> <p>Type</p> <p><input type="radio"/> Undergraduate</p> <p><input type="radio"/> Graduate</p> <hr/> <p>Author <input type="text"/></p> <p>With Summited Poster</p> <p><input type="radio"/> Yes</p> <p><input type="radio"/> No</p> <hr/> <p><More condition></p>	<div style="border: 1px solid #ccc; padding: 5px; margin-bottom: 10px;"> <p style="text-align: center; font-size: 1.2em;">Image of the Poster</p> </div> <p>Poster Number : _____</p> <p>Author Names : _____</p> <p>Title : _____</p> <p>Type : _____</p> <p>Department : _____</p> <p>Abstract: _____</p> <p style="text-align: center;"><Link to view the poster on the map></p> <hr/> <div style="border: 1px solid #ccc; padding: 5px; margin-bottom: 10px;"> <p style="text-align: center; font-size: 1.2em;">Image of the Poster</p> </div> <p>Poster Number : _____</p> <p>Author Names : _____</p> <p>Title : _____</p> <p>Type : _____</p> <p>Department : _____</p> <p>Abstract: _____</p> <p style="text-align: center;"><Link to view the poster on the map></p>
	<p>Prev Next</p>

This page lists all the submissions of the SRS event. Viewers can choose how the posters are sorted by choosing the options on the left side of the screen, then click **Filter**.

The right side provides the posters with filtered information. Position of a poster will be displayed on SRS day.

Winner Page

Filter	Year
<p data-bbox="207 428 305 470">Year</p> <div data-bbox="365 422 501 468" style="border: 1px solid black; padding: 2px; display: inline-block;">Combo box</div>	<div data-bbox="537 348 1370 722"><p data-bbox="537 359 667 401">Biology</p><p data-bbox="537 405 716 436">Undergraduate</p><hr/><hr/><hr/><p data-bbox="537 562 651 594">Graduate</p><hr/><hr/><hr/></div> <div data-bbox="537 751 1370 1115"><p data-bbox="537 762 716 804">Chemistry</p><p data-bbox="537 808 716 840">Undergraduate</p><hr/><hr/><hr/><p data-bbox="537 966 651 997">Graduate</p><hr/><hr/><hr/></div>

This page lists all the previous winners of the SRS event. Viewers can also filter by choosing the year in the combo box, then click ***Filter***.